


All of our floor boxes are high quality, but when choosing the right one it is important to pick a floor box that does everything you need it to, and it is suitable for the floor requirements on your site. Not all floor boxes are the same.

Take a look below and see which of our floor boxes you should choose.


500 Series
(pgs 22-23)




- A highly adaptable, trimless floor box
- 6.5mm lid recess, trimless, ideal for vinyl or resin floors
 - suitable for screed or cavity sub floor
 - 1, 2, 3, or 4 compartment
 - Easily adapted to any size making ideal for retro fitting or refurbishment




2000 Series
(pgs 14-17)



- The classic office floor box with innovative features
- 6mm lid recess, with trim flange ideal for carpeted floors
 - suitable for screed or cavity sub floor
 - 4.0mm thick infill for strength
 - 3 or 4 compartment
 - Instant, tool free installation (patented)
 - Sprung closed outlet flaps (patented)




700 Series Round
(pgs 20-21)



- The prestigious floor box for any floor covering
- Any lid recess from 0 (flat lid) to 30mm
 - suitable for screed or cavity sub floor
 - 2 or 3 compartment or socket box
 - Available with or without trim flange
 - In stainless steel, brass or antique bronze finish



700 Series
(pgs 18-19)



- The prestigious floor box for any floor covering
- Any lid recess from 0 (flat lid) to 40mm
 - suitable for screed or cavity sub floor
 - 1, 2, 3, 4 compartment
 - Easily adapted to any size
 - Available with or without trim flange
 - In stainless steel, brass or antique bronze finish

