



Service Boxes - Overview

700 Series Service Box

- Designed for any infill of any thickness, such as marble, wood, granite, tile or carpet.
- Available in brass or stainless steel with matching outlet flap.
- Suitable for use with or without trim.
- Range of sizes for 1, 2, 3 or 4 compartment.
- Available with flat stainless steel lid.
- Can be modified to any size using our bespoke service.



open, with trim, in wooden floor



closed, no trim, in granite floor

700 Series Service Box

700 Series Round Service Box

- Designed for any infill up to 25mm, such as marble, wood, granite, tile or carpet.
- Available in brass or stainless steel with matching rounded outlet flap.
- Range of sizes for 1, 2 or 3 compartment.



hinged open, in marble floor



closed, in marble floor

700 Series Service Box Round

2000 Series Service Box

- Designed for carpet infills.
- Made from strong ABS fire retardant materials and steel box.
- Complete with trim.
- Range of depths.



open




closed, carpet finish

2000 Series Service Box

500 Series Service Box

- Designed for carpet, tile or vinyl infill.
- Carpet trim available if required.
- Made from steel and aluminium.
- Range of sizes for 1, 2, 3 or 4 compartment.
- Can be modified to be any size using our bespoke service.
- Available with flat stainless steel lid.



4 compartment, open, carpet finish



4 compartment, closed, carpet finish

500 Series Service Box