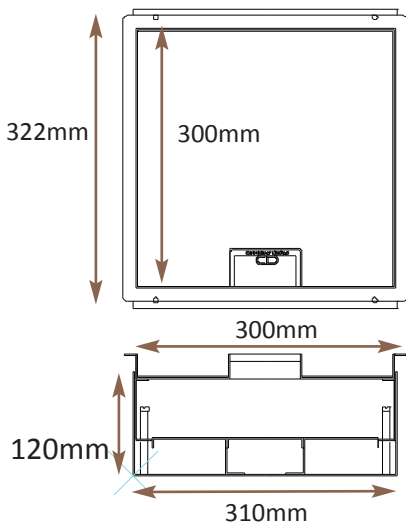


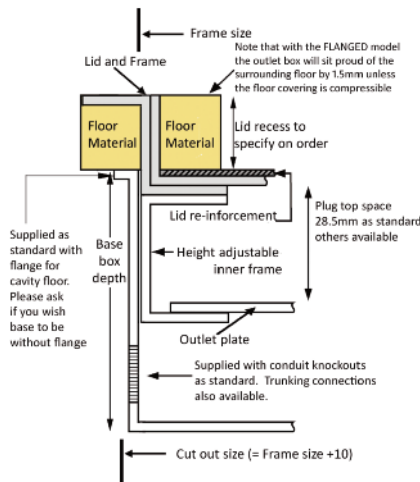
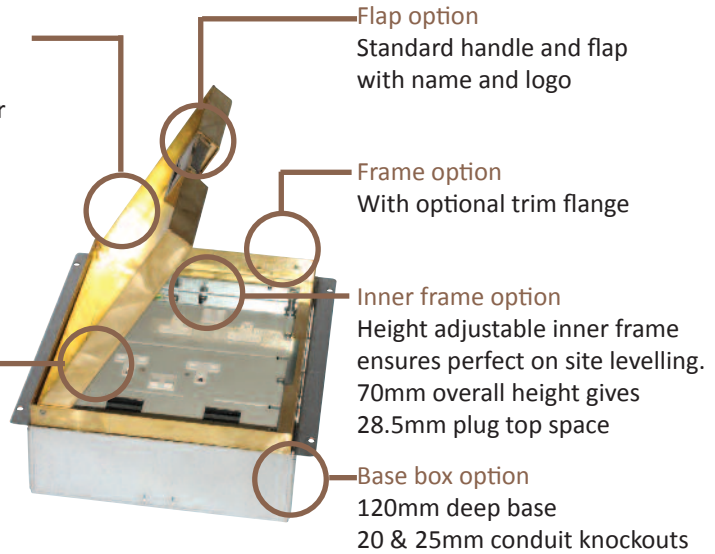
Standard Finish with optional trim flange



Frame size 300x300mm with 12mm visible trim flange
 Base box size 310x310mm
 Lid recess - advise on order to suit floor covering
 Base with 20 & 25mm conduit knockouts in base and sides

Lid option - Brass. Lid recess made to suit floor covering

Outlet plate options Fits 3 standard outlet plates.



Optional Extras

- SBOX-700+BR: Extra to supply box in 2mm brass, with 4mm thick infill plate to withstand larger loads
- SBOX-700-MOUSE: Extra to supply a cable exit "Mousehole" opening
- SBOX-700-FTLID: Extra to a flat instead of recessed lid
- SBOX-700-LOCK: Extra to supply lid and frame with a cam lock
- SBOX-700-BRONZE: Extra to a supply with Antique Bronze coating
- SBOX-700-BR-AB: Extra to a supply with Antique Brass coating
- SBOX-700-BR-JB: Extra to a supply with Jordan Bronze coating
- SSB70RETRO: Retro style base box fitting entirely within frame

