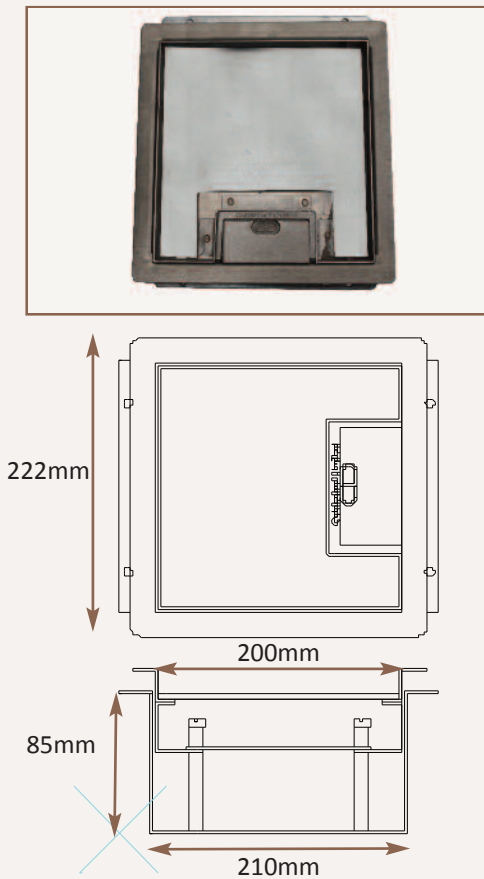
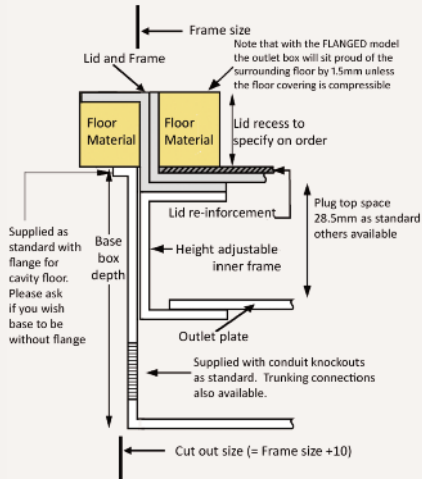
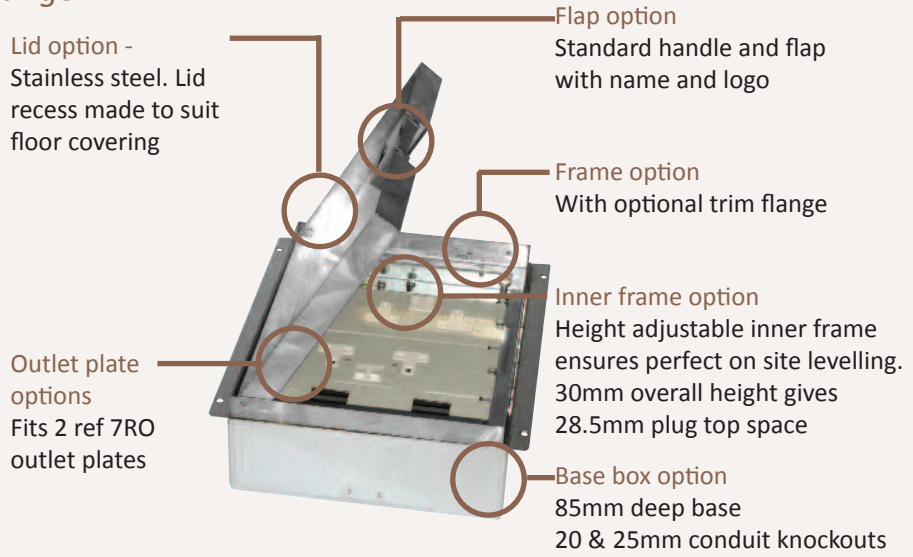


*Standard Finish with optional trim flange*



Frame size 200x200mm with 12.5mm visible flange  
 Base box size 210x210mm  
 Lid recess - advise on order to suit floor covering  
 Base with 20 & 25mm conduit knockouts in base and sides



*Optional Extras*

- SBOX-700+ST      Extra to supply box in 2mm stainless steel, with 4mm thick infill plate to withstand larger loads
- SBOX-700-IP65      Extra to box that is IP65 rated when not in use (note that the standard version is not suitable for wet washing)
- SBOX-700-FL-MIR      Extra to supply lid with a mirror polished outlet flap
- SBOX-700-LOCK      Extra to supply lid and frame with a cam lock
- SBOX-700-FLTLID      Extra to a flat instead of recessed lid
- SBOX-MIRROR      Extra to supply lid with a mirror polished flap and a Mirror polished frame (usually required only on a trim frame)
- SBOX-700-MOUS      Mousehole openings to be used
- SB7MRETRO      Retro stlye base box fitting entirely within frame

